

The Role of Managed ETL Platforms in Reducing Data Integration Time and Improving User Satisfaction

Alok Gupta¹, Prassanna Selvaraj², Ravi Kumar Singh³, Harsh Vaidya⁴ and Aravind Reddy Nayani⁵

¹Independent Researcher, USA.

²Independent Researcher, USA.

³Independent Researcher, USA.

⁴Independent Researcher, USA.

⁵Independent Researcher, USA.



www.jrasb.com || Vol. 1 No. 1 (2022): April Issue

Received: 23-03-2022

Revised: 13-04-2022

Accepted: 23-04-2022

ABSTRACT

Managed ETL (Extract, Transform, and Load) solutions are essential for enhancing data acquisition that enhances the user's satisfaction. By automation and optimizing data activities of these systems, integration times are saved and there is an enhancement of system stability noticed. It also outlines how multiple ETL approaches are discussed with consideration of comprehensive criteria that involves the clarity of a method, its scaling capabilities, user-friendliness, and performance in real-life scenarios. The results revealed that the managed ETL systems have a higher operational experience, but it faces challenges such as integration and usability issues. There is still a need to focus on the optimization of the future development of ETL systems, other performance factors, and the characteristics of the industry for the future enhancement of the existing problems.

Keywords- Improved ETL, Data Integration, Data User Satisfaction, Data Processing Speed.

I. INTRODUCTION

In this section it provides the information that while transferring and consolidating data from different sources, managed ETL (Extract, Transform, and Load) has become vital for making the integration process further efficient and user friendly. As organizations require a more significant amount of qualitatively different data, the issue of integration becomes important. Managed ETL solutions that provide automation in extract, transform and load process responsibilities, eventually decreasing the probability of human intervention and errors. Such platforms offer potentially high scalability, less time required to deploy, and enhanced monitoring of integration, which lowers the integration time to a new low. It increases the success ratio since it reduces data processing time and provides user-friendly interfaces to the managed ETL solutions. It requires more convenient, higher and more credible data quality, which leads towards better decision-making and operation. Managed ETL systems

are important to enhance data integration process and quality of users' experience.

II. LITERATURE REVIEW

2.1 ETL Cloud Services: An Empirical Study Based on User's Experience

According to the author Vines *et al.*2020, it states that in this research, the aim was to establish the perceptions of IT personnel towards the generation of data solutions including cloud technologies and compare the outcome to on premise devices. It addresses two major research areas that define the major challenges of data generation and determining the primary applications, which are used by the workers. For this specific scenario a well detailed case study was used where a survey was conducted among the data engineers and data architects in various firms. According to the results of the study, there was a preference of cloud services over on premise technologies mainly because of the flexibility of the services offered. It also states that it

still contains several specific limitations in significant areas which are infrastructure, data protection, or governance. Future work will involve composing further research on the potential of new forthcoming cloud

technologies to address these issues as well as for analyzing methods for boosting data enhancement security and governance in cloud environments.

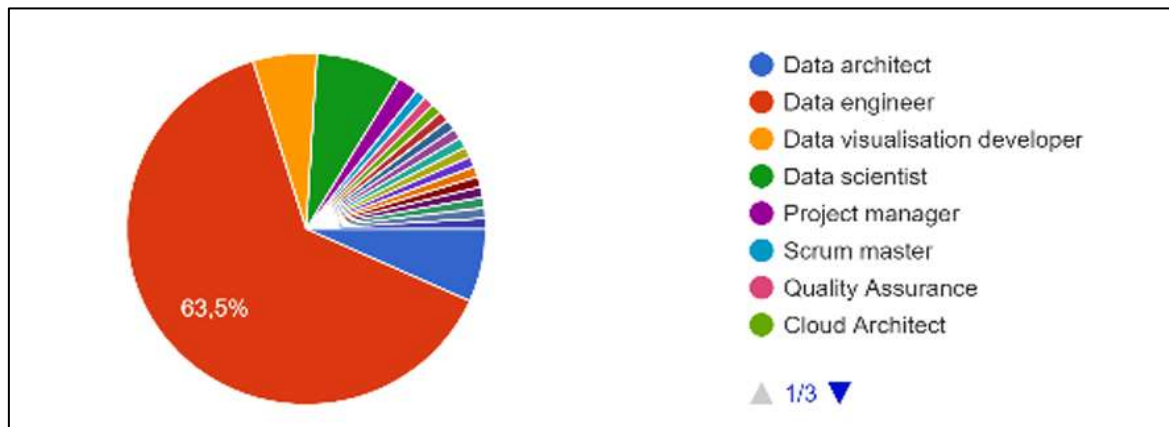


Figure 1: Distribution of responses based on the current job (Source: https://sciendo.com)

2.2 Enhancing business intelligence in e-commerce through data integration

According to the author Johnson *et al.*2018, it states that this research analyzes how advanced techniques of data integration and real-time information are used to enhance Business Intelligence (BI) in e-commerce companies. The objective is to explore how effective procedures such as ETL or ELT, data virtualization, API and streaming data integration support the creation of a single view of data and enhance BI prospects. The research adopted the scenario of top e-commerce organizations to evaluate dynamics in the deployment of these strategies in dynamic pricing,

customized experiences, inventory management and control, fraud detection, and consumer solutions. It is ascertained that real-time integration of data enhances the business productivity and saves customer satisfaction levels as per the findings even when it provides some limitations such as data silos, quality, and others which are related to technical complexities. Such challenges are solved by approaches like data governance, cloud computing, and enhanced analytics. Further research will take place in the integration of some future technologies that includes the use of AI, machine learning, edge computing, block chain and data fabric for improving business intelligence in e-commerce.



Figure 2: Impact of Data Integration on Business Efficiency and Analytics (Source: https://cdn.prod.website-files.com)

2.3 In-depth Analysis and Evaluation of ETL Solutions for Big Data Processing

According to the author Tran *et al.*2016, it states that the aim of this research was to identify, critically assess and compare several ETL (Extract,

Transform, and Load) solutions for mid/big data. The objective was to address the complexity and volume issues related to big data through analyzing effectiveness of ETL technologies on such data. The research utilizes a very comprehensive assessment method and employs

techniques such as the Analytic Hierarchy Process (AHP) to comprehensively analyze ETL technologies with specific criteria's that are suitable for large data scenarios. These are enlightened to show the strengths and weaknesses of several ETL techniques while stressing the fact that the ETL methods are most appropriate in the processing of large volume and

diverse data. In ETL technologies', several examples are shown in real-life situations highlighting the application and challenges involved. Future work will be conducted with the objective of refining ETL approaches in accordance with the new prospective large data demands and an analysis with improved Technologies that can contribute to ETL processes.

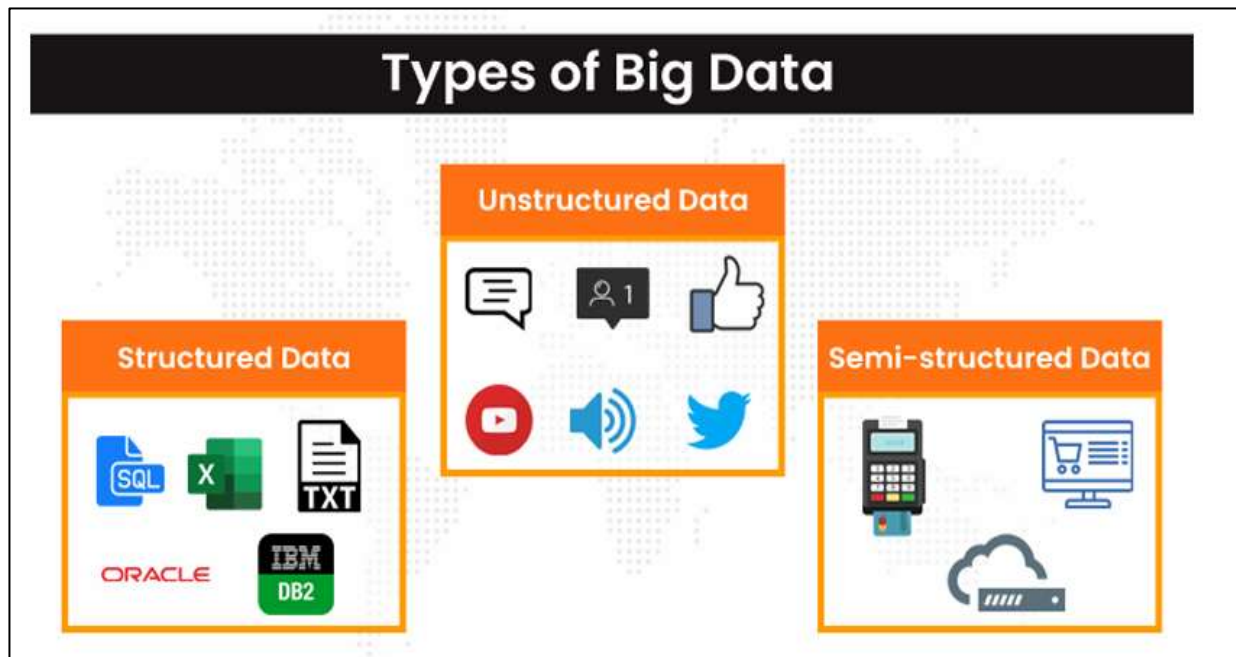


Figure 3: A diagram of different types of data
(Source: <https://www.theseus.fi>)

III. METHODS

3.1 Data Collection and Analysis

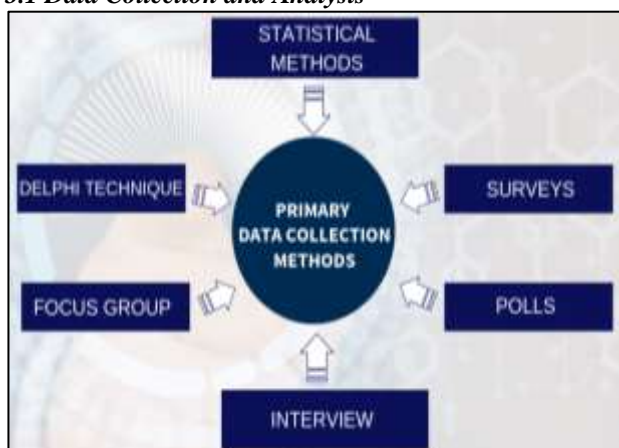


Figure 4: Data Collection and Analysis
(Source: <https://www.phdassistance.com>)

The Data Collection and Analysis procedure can be regarded as the most important area of the managed ETL platforms', as it helps to gain an understanding of how these platforms influence the time that is required to integrate data and notice the level of

users' satisfaction. At the beginning a detailed literature review is conducted by gathering data from various sources such as questionnaires and interviews with ETL solutions using IT professionals. This data collection targets data engineers, IT managers and the end users where the feedback on the effectiveness and performance of different ETL approaches is recorded (Theodorou *et al.* 2016). The secondary data collected comprises the analysis of books, journals, articles and online websites; it also consists of industry reports to provide an improved understanding of the platform's performance. It is then quantitatively and qualitatively analyzed in order to understand the data that has been acquired. Quantitative analysis involves assessing certain parameters such as integration time, system uptime and user satisfaction indices. Significant facilitates and grouping of customers' comments is utilized to identify prevalent issues; strengths and features. This makes it possible to provide a comprehensive assessment of managed ETL systems with regards to the advantages and shortcomings of using it to reduce integration time and enhance the perceived satisfaction of the users. The data generated are then used to deduce implications and suggestions for the improvement of ETL process and the enhancement of the end-user experience.

3.2 Evaluation of ETL Solutions

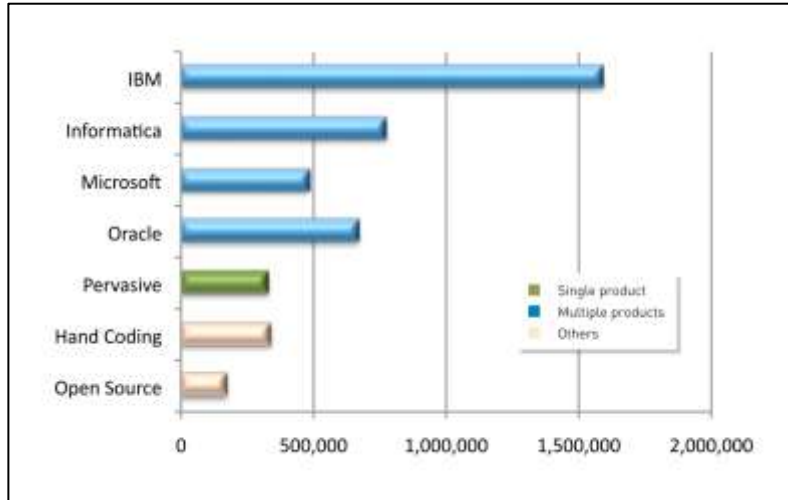


Figure 5: Evaluation of ETL Solutions
(Source: <https://www.altoros.com>)

The Evaluation of ETL Solutions compares several managed ETL platforms for assessing the possibility of delivering the task with less time and more customer satisfaction. This process starts with the defining of the assessment criteria in terms of performance characteristics inherent to the target application such as speed, flexibility, ease of use, and the ability to handle and elaborate data transformations. These requirements are then checked against each of the ETL solutions through real run trials as well as benchmarking tests (Mondal *et al.* 2020). Applied work involves running each ETL platform in a test scenario to execute routine data consolidation tasks and observe outcome indicators including job run time, resource consumptions and error frequencies. Benchmarking experiments are used to evaluate how well the systems perform with various amounts of data and with data having diverse difficulty levels; this causes

determination of scalability of the experiments. Apart from technical performance index user satisfaction surveys and interviews with real ETL platform users are used. This qualitative analysis seeks to assess the users' satisfaction and interactions with the interface, documentation, and functionality with regards to the platform offered. The results of these assessments are then evaluated in order to recognize advantages and disadvantages with the focus of providing a cross sectional view of the degree to which each stated ETL solution is effective in achieving the overall goals of reducing integration time and enhancing end user satisfaction (Arputha Mary and Arockiam 2015). This analysis provides necessary information that helps organizations to make better decisions on the use and improvement of ETL systems.

3.3 Implementation and User Testing

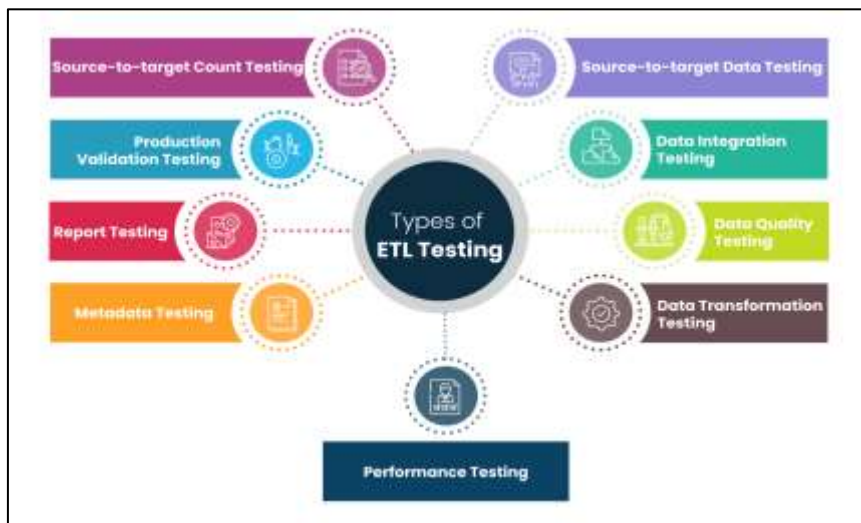


Figure 6: ETL Testing
(Source: <https://qentelli.com>)

The final step is the Implementation and User Testing that refers to the testing of the selected managed ETL platforms implemented in real-world environments in order to prove that it can indeed reduce the data integration time and enhance user satisfaction. This step elaborates preparing and deploying the ETL platforms in a production capability level. The implementation process means linking the tools to the existing data sources, constructing the pipelines, ensuring conformity to the company's architecture and standards. User testing is performed once the log files have been installed with the actual end users that operate the ETL platforms. This also includes how the data changes in the form of data extraction, transformation, and loading procedures that is related to the usage of users on the platform. The characteristics of user testing includes the analysis

several operations, the self-explanatory nature of the interface and the performance of the system in the run mode. It is compiled by Questionnaire feedback, interview and use of Metrics surfacing from users. It also includes help in recognizing certain problems or challenges that user's face and development prospects (Machado *et al.* 2019). The performance of this phase is to analyze the data collected of any failings and optimize the ETL as intended, enhance and rectify flaws for the platform to optimally meet the demands of the users, enhancing the overall significance and efficiency.

IV. RESULT

4.1 Key Findings from Data Analysis

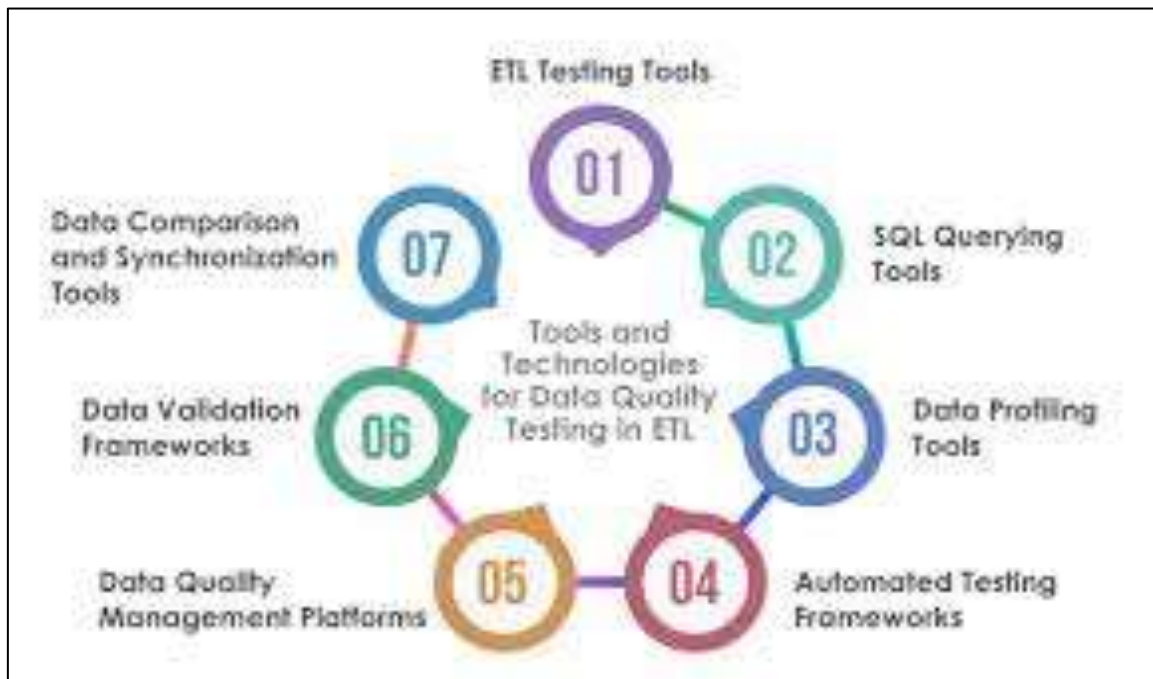


Figure 7: Key Findings from Data Analysis
(Source: <https://encrypted-tbn0.gstatic.com>)

A major advantage of the Data Collection and Analysis procedure is that it helps to understand how managed ETL solutions impact the time to integrate data and user satisfaction. Some of the quantitative aspects that can be kept track of include integration speed, system availability and user satisfaction, it may get to discover new efficiencies in processing and platform satisfaction. The enhancement of the speed of data integration and improvement of the system stability will be illustrated. The quantitative analysis of the user input data will show tendencies, problems, and opportunities of one or another ETL system, it will provide an overall

picture of the user's experience and satisfaction level with the system. This mixed approach will identify the managed ETL systems that offer better enhanced operational and users' expectations (Ali and Wrembel 2017). The detailed findings will be helpful for fine-tuning ETL procedures and making recommendations about which platforms may offer the best mix of performance, reliability, and client satisfaction in order to help organizations and improve the ETL systems for performance.

4.2 Performance Comparison of ETL Platforms

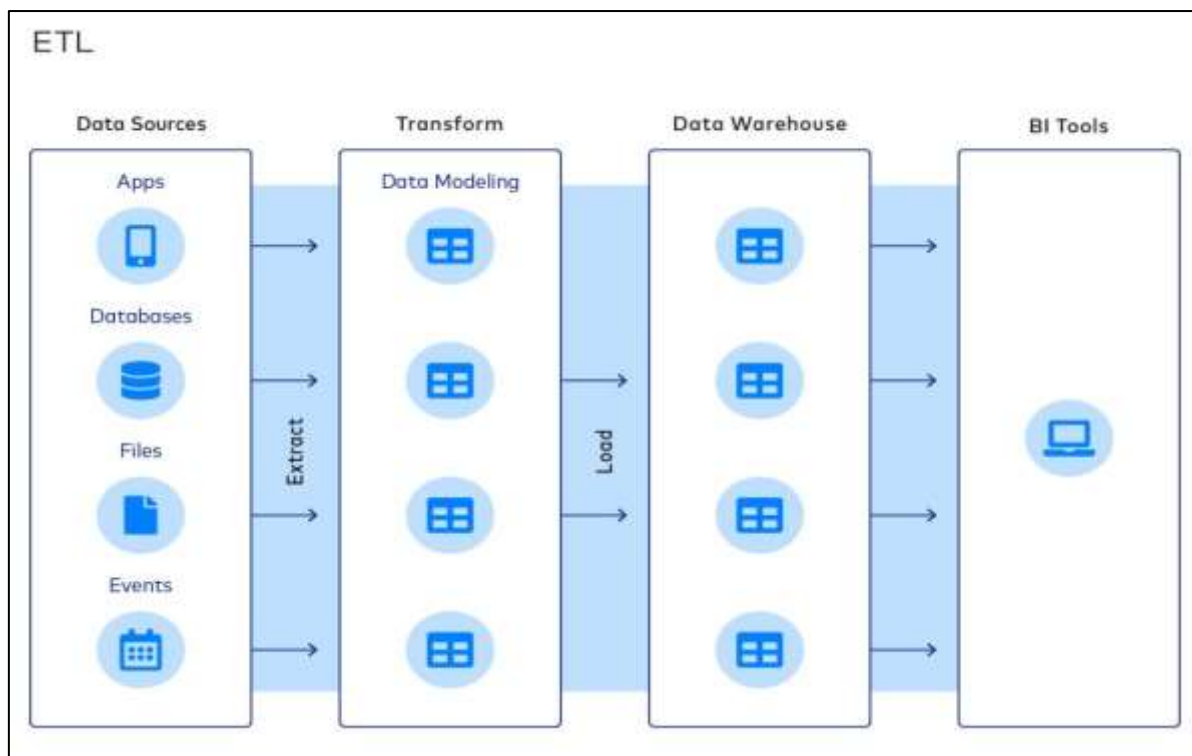


Figure 8: Performance Comparison of ETL Platforms
(Source: <https://images.datacamp.com>)

The Evaluation of ETL Solutions will point out a number of Managed ETL solutions and the relative performance. This review will be primarily based on the critical parameters including speed and ability to expand as well as provide the ease of use. Every ETL tool is going to be set up in a controlled environment to carry out typical data integration operations to get an understanding of elapsed time for jobs, resource consumption, and error frequency. Standard testing will establish a method of testing the different platforms in handling different types of loads and complication levels, which will provide data on scalability. These technical assessments, provides user satisfaction

measurements that are to be performed through questionnaires and conversations in order to consider users feedback with respect to the interfaces, documentation, and ease of usage of the platform (Schiefer *et al.* 2003). By adopting this combined approach one will be in a position to identify which ETL systems are best placed to enhance integration time and user satisfaction and get detailed information regarding the strength and weakness of the existing ETL systems. The results will also enable organizations to understand and recognize the best ETL systems for its business needs.

4.3 Impact of Real-World Implementation

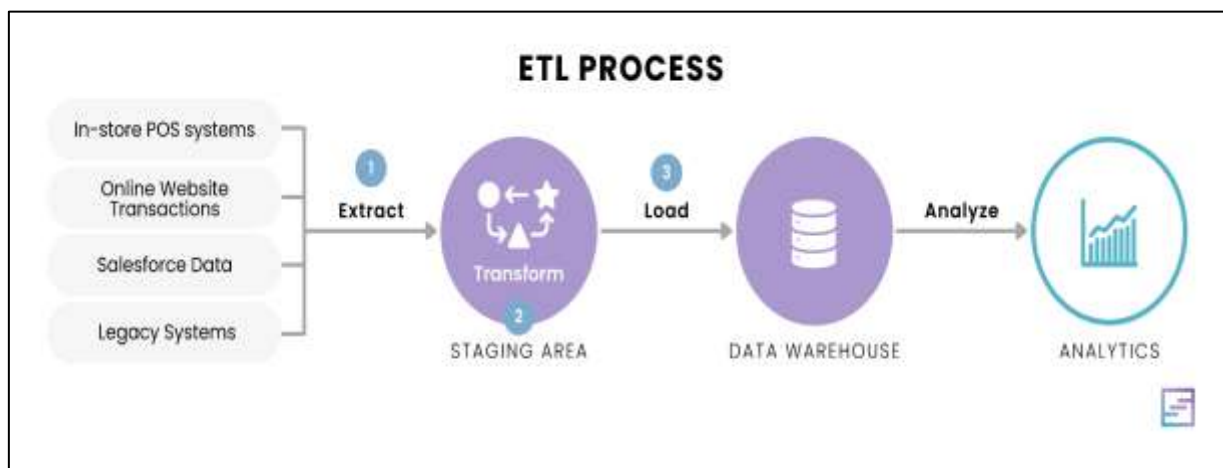


Figure 9: Impact of Real-World Implementation
(Source: <https://kajabi-storefronts-production.kajabi-cdn.com>)

The impact of real-world implementation will provide the details regarding the performance of managed ETL systems in real scenarios. This process covers issues on how well these platforms integrate with current systems and the ease of implementing these platforms in an organization's IT infrastructure (Berkani *et al.* 2018). The End-user response towards the identified ETL platforms will also be monitored based on several usability features such as relative ease in the use of the interfaces as well as response time during the various phases of extraction, transformation, and loading of data. Feedbacks collected through questionnaires, interviews and user statistics that will provide practical problems faced and suggest solutions. This procedure shall also confirm the benefits that have been indicated in other evaluation studies such as quicker data merging and greater satisfaction amongst users. Concisely, the findings will offer an extensive understanding of the performances of the platforms in the appropriate operational contexts, which will lead future enhancements and will also assist organizations that are required to enhance the abilities in managing data.

V. DISCUSSION

The outcomes of the Data Collection and Analysis phase provides information regarding the impact that managed ETL systems towards enhancing data integration and users' satisfaction levels. The expected outcomes in integration time and system dependability confirms the platforms' capability of optimally reducing data complexity. The qualitative input reveals possible areas of weakness in some of these systems due to the need for further update in the area of design to meet the changes in users' requirements (Chung and Chung 2013). The Performance Comparison of ETL Platforms shows by how much a platform can do and how one can be very large and fast processing while the other can be very easy to use and can also give very low error rates. This diversity underlines the importance of implementing the platform that will respond to the individual requirements of an organization as well as to the specific data characteristics. Real-world implementation shows that benefits include enhancing operations and UX. The results are satisfactory, user feedback reveals barriers including integration issues and usability problems that need to be solved in the future. A comprehensive and informative review is considered as a useful information to guide the organizations in selecting and implementing the ETL solutions for improving the data management and the user satisfaction.

VI. FUTURE DIRECTIONS

As future research on managed ETL platforms comes into focus, it may focus on too many significant issues. Studying AI-driven automation and other

probable future ETL technology might enhance the performance of data processing and address the growth of data complication. Much longitudinal research is required to analyze these systems' performance and reliability, or how it can sustain productivity and user satisfaction over a long period of time. Extending the current studies to also address scenarios where multiple cloud instances and architectures are available will provide understanding for the difficulties and opportunities that comprise the processing of data from multiple sources and in different platforms. Concentrating on such design modifications may be useful to address particular user needs and could more probably help to enhance usability and support. Incorporation of advanced analytics and real time data analysis into ETL platforms might make the ETL process dynamic and make decisions faster (Mallek *et al.* 2017). It was also noticed that benchmarking of ETL solutions across different industrial sectors would help Customize platforms to fine-tune with the requirements of each sector; thus enhancing its versatility and effectiveness in different situations.

VII. CONCLUSION

Managed ETL solutions can be defined to contribute towards fulfilling the requirements of increasing data integration efficiency and user satisfaction. These systems make significant approaches to enhance system dependability and integration time through the automation of the entire data extraction transformation loading cycle. The outcomes reveal the variability of specifications for different ETL systems; this means that it is possible to select suitable platforms for the specific requirements of an organization. The findings presented here meet with the necessity of managing ETL systems to optimize performance, yet it also indicates potentiality for improvement in the aspects of integration and user-friendliness. Some ideas are also provided on how to solve these problems that appear at stages of ETL systems activity. If an organization implements managed ETL solutions it gets huge benefits that enhance the data management process and improves the organization capacity to make right decisions.

REFERENCES

- [1] Ali, S.M.F. and Wrembel, R., 2017. From conceptual design to performance optimization of ETL workflows: current state of research and open problems. *The VLDB Journal*, 26(6), pp.777-801.
- [2] Arputha Mary, B. and Arockiam, L., 2015. Data integration in a Big Data environment. *Bonfring International Journal of Data Mining*, 5(1), pp.1-5.
- [3] Berkani, N., Bellatreche, L. and Guittet, L., 2018. ETL processes in the era of variety. *Transactions on Large-Scale Data-and Knowledge-Centered Systems*

XXXIX: Special Issue on Database-and Expert-Systems Applications, pp.98-129.

[4] Chung, P.T. and Chung, S.H., 2013, May. On data integration and data mining for developing business intelligence. In 2013 IEEE Long Island Systems, Applications and Technology Conference (LISAT) (pp. 1-6). IEEE.

[5] Machado, G.V., Cunha, Í., Pereira, A.C. and Oliveira, L.B., 2019. DOD-ETL: distributed on-demand ETL for near real-time business intelligence. *Journal of Internet Services and Applications*, 10(1), p.21.

[6] Mallek, H., Ghozzi, F., Teste, O. and Gargouri, F., 2017. BigDimETL: ETL for multidimensional big data. In *Intelligent Systems Design and Applications: 16th International Conference on Intelligent Systems Design and Applications (ISDA 2016) held in Porto, Portugal, December 16-18, 2016* (pp. 935-944). Springer International Publishing.

[7] Mondal, K.C., Biswas, N. and Saha, S., 2020, January. Role of machine learning in ETL automation. In *Proceedings of the 21st international conference on distributed computing and networking* (pp. 1-6).

[8] Schiefer, J., Jeng, J.J. and Bruckner, R.M., 2003, September. Real-time workflow audit data integration into data warehouse systems. In *ECIS* (pp. 1697-1706).

[9] Seyi-Lande, O.B., Johnson, E., Adeleke, G.S., Amajuoyi, C.P. and Simpson, B.D., 2018. Enhancing business intelligence in e-commerce: Utilizing advanced data integration for real-time insights. *International Journal of Management & Entrepreneurship Research*, 6(6), pp.1936-1953.

[10] Theodorou, V., Abelló, A., Lehner, W. and Thiele, M., 2016. Quality measures for ETL processes: from goals to implementation. *Concurrency and computation: practice and experience*, 28(15), pp.3969-3993.

[11] Tran, T., 2016. In-depth Analysis and Evaluation of ETL Solutions for Big Data Processing.

[12] Vines, A. and Tanasescu, L., 2020. An Overview of ETL Cloud Services: An Empirical Study Based on User's Experience. In *Proceedings of the International Conference on Business Excellence* (Vol. 17, No. 1, pp. 2085-2098).

[13] Santhosh Palavesh. (2019). The Role of Open Innovation and Crowdsourcing in Generating New Business Ideas and Concepts. *International Journal for Research Publication and Seminar*, 10(4), 137-147. <https://doi.org/10.36676/jrps.v10.i4.1456>

[14] Santosh Palavesh. (2021). Developing Business Concepts for Underserved Markets: Identifying and Addressing Unmet Needs in Niche or Emerging Markets. *Innovative Research Thoughts*, 7(3), 76-89. <https://doi.org/10.36676/irt.v7.i3.1437>

[15] Palavesh, S. (2021). Co-Creating Business Concepts with Customers: Approaches to the Use of Customers in New Product/Service Development. *Integrated Journal for Research in Arts and Humanities*, 1(1), 54-66. <https://doi.org/10.55544/ijrah.1.1.9>

[16] Santhosh Palavesh. (2021). Business Model Innovation: Strategies for Creating and Capturing Value Through Novel Business Concepts. *European Economic Letters* (EEL), 11(1). <https://doi.org/10.52783/eel.v11i1.178>

[17] Vijaya Venkata Sri Rama Bhaskar, Akhil Mittal, Santosh Palavesh, Krishnateja Shiva, Pradeep Etikani. (2020). Regulating AI in Fintech: Balancing Innovation with Consumer Protection. *European Economic Letters* (EEL), 10(1). <https://doi.org/10.52783/eel.v10i1.1810>

[18] Challa, S. S. S. (2020). Assessing the regulatory implications of personalized medicine and the use of biomarkers in drug development and approval. *European Chemical Bulletin*, 9(4), 134-146. D.O.I10.53555/ecb.v9i4.17671

[19] EVALUATING THE EFFECTIVENESS OF RISK-BASED APPROACHES IN STREAMLINING THE REGULATORY APPROVAL PROCESS FOR NOVEL THERAPIES. (2021). *Journal of Population Therapeutics and Clinical Pharmacology*, 28(2), 436-448. <https://doi.org/10.53555/jptcp.v28i2.7421>

[20] Challa, S. S. S., Tilala, M., Chawda, A. D., & Benke, A. P. (2019). Investigating the use of natural language processing (NLP) techniques in automating the extraction of regulatory requirements from unstructured data sources. *Annals of Pharma Research*, 7(5), 380-387.

[21] Challa, S. S. S., Chawda, A. D., Benke, A. P., & Tilala, M. (2020). Evaluating the use of machine learning algorithms in predicting drug-drug interactions and adverse events during the drug development process. *NeuroQuantology*, 18(12), 176-186. <https://doi.org/10.48047/nq.2020.18.12.NQ20252>

[22] Ranjit Kumar Gupta, Sagar Shukla, Anaswara Thekkan Rajan, Sneha Aravind, 2021. "Utilizing Splunk for Proactive Issue Resolution in Full Stack Development Projects" *ESP Journal of Engineering & Technology Advancements* 1(1): 57-64.

[23] Rishabh Rajesh Shanbhag, Rajkumar Balasubramanian, Ugandhar Dasi, Nikhil Singla, & Siddhant Benadikar. (2021). Developing a Scalable and Efficient Cloud-Based Framework for Distributed Machine Learning. *International Journal of Intelligent Systems and Applications in Engineering*, 9(4), 288 -. Retrieved from <https://ijisae.org/index.php/IJISAE/article/view/6761>

[24] Siddhant Benadikar. (2021). Evaluating the Effectiveness of Cloud-Based AI and ML Techniques for Personalized Healthcare and Remote Patient Monitoring. *International Journal on Recent and Innovation Trends in Computing and Communication*, 9(10), 03-16. Retrieved from <https://www.ijritcc.org/index.php/ijritcc/article/view/11036>

[25] Challa, S. S., Tilala, M., Chawda, A. D., & Benke, A. P. (2019). Investigating the use of natural language processing (NLP) techniques in automating the extraction of regulatory requirements from unstructured data sources. *Annals of PharmaResearch*, 7(5), 380-387

- [26] Dr. Saloni Sharma, & Ritesh Chaturvedi. (2017). Blockchain Technology in Healthcare Billing: Enhancing Transparency and Security. *International Journal for Research Publication and Seminar*, 10(2), 106–117. Retrieved from <https://jrps.shodhsagar.com/index.php/j/article/view/1475>
- [27] Dr. Saloni Sharma, & Ritesh Chaturvedi. (2017). Blockchain Technology in Healthcare Billing: Enhancing Transparency and Security. *International Journal for Research Publication and Seminar*, 10(2), 106–117. Retrieved from <https://jrps.shodhsagar.com/index.php/j/article/view/1475>
- [28] Saloni Sharma. (2020). AI-Driven Predictive Modelling for Early Disease Detection and Prevention. *International Journal on Recent and Innovation Trends in Computing and Communication*, 8(12), 27–36. Retrieved from <https://www.ijritcc.org/index.php/ijritcc/article/view/11046>
- [29] Fadnavis, N. S., Patil, G. B., Padyana, U. K., Rai, H. P., & Ogeti, P. (2020). Machine learning applications in climate modeling and weather forecasting. *NeuroQuantology*, 18(6), 135-145. <https://doi.org/10.48047/nq.2020.18.6.NQ20194>
- [30] Narendra Sharad Fadnavis. (2021). Optimizing Scalability and Performance in Cloud Services: Strategies and Solutions. *International Journal on Recent and Innovation Trends in Computing and Communication*, 9(2), 14–21. Retrieved from <https://www.ijritcc.org/index.php/ijritcc/article/view/10889>
- [31] Patil, G. B., Padyana, U. K., Rai, H. P., Ogeti, P., & Fadnavis, N. S. (2021). Personalized marketing strategies through machine learning: Enhancing customer engagement. *Journal of Informatics Education and Research*, 1(1), 9. <http://jier.org>
- [32] Bhaskar, V. V. S. R., Etikani, P., Shiva, K., Choppadandi, A., & Dave, A. (2019). Building explainable AI systems with federated learning on the cloud. *Journal of Cloud Computing and Artificial Intelligence*, 16(1), 1–14.
- [33] Vijaya Venkata Sri Rama Bhaskar, Akhil Mittal, Santosh Palavesh, Krishnateja Shiva, Pradeep Etikani. (2020). Regulating AI in Fintech: Balancing Innovation with Consumer Protection. *European Economic Letters (EEL)*, 10(1). <https://doi.org/10.52783/eel.v10i1.1810>
- [34] Dave, A., Etikani, P., Bhaskar, V. V. S. R., & Shiva, K. (2020). Biometric authentication for secure mobile payments. *Journal of Mobile Technology and Security*, 41(3), 245-259.
- [35] Saoji, R., Nuguri, S., Shiva, K., Etikani, P., & Bhaskar, V. V. S. R. (2021). Adaptive AI-based deep learning models for dynamic control in software-defined networks. *International Journal of Electrical and Electronics Engineering (IJEEE)*, 10(1), 89–100. ISSN (P): 2278–9944; ISSN (E): 2278–9952
- [36] Narendra Sharad Fadnavis. (2021). Optimizing Scalability and Performance in Cloud Services: Strategies and Solutions. *International Journal on Recent and Innovation Trends in Computing and Communication*, 9(2), 14–21. Retrieved from <https://www.ijritcc.org/index.php/ijritcc/article/view/10889>
- [37] Prasad, N., Narukulla, N., Hajari, V. R., Paripati, L., & Shah, J. (2020). AI-driven data governance framework for cloud-based data analytics. Volume 17, (2), 1551-1561.
- [38] Big Data Analytics using Machine Learning Techniques on Cloud Platforms. (2019). *International Journal of Business Management and Visuals*, ISSN: 3006-2705, 2(2), 54-58. <https://ijbmv.com/index.php/home/article/view/76>
- [39] Shah, J., Narukulla, N., Hajari, V. R., Paripati, L., & Prasad, N. (2021). Scalable machine learning infrastructure on cloud for large-scale data processing. *Tuijin Jishu/Journal of Propulsion Technology*, 42(2), 45-53.
- [40] Narukulla, N., Lopes, J., Hajari, V. R., Prasad, N., & Swamy, H. (2021). Real-time data processing and predictive analytics using cloud-based machine learning. *Tuijin Jishu/Journal of Propulsion Technology*, 42(4), 91-102
- [41] Secure Federated Learning Framework for Distributed Ai Model Training in Cloud Environments. (2019). *International Journal of Open Publication and Exploration*, ISSN: 3006-2853, 7(1), 31-39. <https://ijope.com/index.php/home/article/view/145>
- [42] Paripati, L., Prasad, N., Shah, J., Narukulla, N., & Hajari, V. R. (2021). Blockchain-enabled data analytics for ensuring data integrity and trust in AI systems. *International Journal of Computer Science and Engineering (IJCSE)*, 10(2), 27–38. ISSN (P): 2278–9960; ISSN (E): 2278–9979.
- [43] Kumar, A. (2019). Implementation core business intelligence system using modern IT development practices (Agile & DevOps). *International Journal of Management, IT and Engineering*, 8(9), 444-464. <https://doi.org/10.5281/zenodo.1234567>
- [44] Tripathi, A. (2020). AWS serverless messaging using SQS. *IJIRAE: International Journal of Innovative Research in Advanced Engineering*, 7(11), 391-393.
- [45] Tripathi, A. (2019). Serverless architecture patterns: Deep dive into event-driven, microservices, and serverless APIs. *International Journal of Creative Research Thoughts (IJCRT)*, 7(3), 234-239. Retrieved from <http://www.ijcrt.org>
- [46] Challa, S. S. S., Tilala, M., Chawda, A. D., & Benke, A. P. (2019). Investigating the use of natural language processing (NLP) techniques in automating the extraction of regulatory requirements from unstructured data sources. *Annals of Pharma Research*, 7(5),
- [47] Challa, S. S. S., Tilala, M., Chawda, A. D., & Benke, A. P. (2021). Navigating regulatory requirements for complex dosage forms: Insights from topical,

parenteral, and ophthalmic products. *NeuroQuantology*, 19(12), 15.

[48] Tilala, M., & Chawda, A. D. (2020). Evaluation of compliance requirements for annual reports in pharmaceutical industries. *NeuroQuantology*, 18(11), 27.

[49] Ashok Choppadandi, Jagbir Kaur, Pradeep Kumar Chenchala, Akshay Agarwal, Varun Nakra, Pandi Kirupa Gopalakrishna Pandian, 2021. "Anomaly Detection in Cybersecurity: Leveraging Machine Learning Algorithms" *ESP Journal of Engineering & Technology Advancements* 1(2): 34-41.

[50] Ashok Choppadandi et al, *International Journal of Computer Science and Mobile Computing*, Vol.9 Issue.12, December- 2020, pg. 103-112. (Google scholar indexed)

[51] Choppadandi, A., Kaur, J., Chenchala, P. K., Nakra, V., & Pandian, P. K. K. G. (2020). Automating ERP Applications for Taxation Compliance using Machine Learning at SAP Labs. *International Journal of Computer Science and Mobile Computing*, 9(12), 103-112. <https://doi.org/10.47760/ijcsmc.2020.v09i12.014>

[52] AI-Driven Customer Relationship Management in PK Salon Management System. (2019). *International Journal of Open Publication and Exploration*, ISSN: 3006-2853, 7(2), 28-35. <https://ijope.com/index.php/home/article/view/128>

[53] Kaur, J., Choppadandi, A., Chenchala, P. K., Nakra, V., & Pandian, P. K. G. (2019). AI Applications in Smart Cities.

[54] Kaur, J., Choppadandi, A., Chenchala, P. K., Nakra, V., & Pandian, P. K. G. (2019). Case Studies on Improving User Interaction and Satisfaction using AI-Enabled Chatbots for Customer Service. *International Journal of Transcontinental Discoveries*, 6(1), 29-34. <https://internationaljournals.org/index.php/ijtd/article/view/98>

[55] Kaur, J., Choppadandi, A., Chenchala, P. K., Nakra, V., & Pandian, P. K. G. (2019). Case Studies on Improving User Interaction and Satisfaction using AI-Enabled Chatbots for Customer Service. *International Journal of Transcontinental Discoveries*, 6(1), 29-34. <https://internationaljournals.org/index.php/ijtd/article/view/98>

[56] Predictive Maintenance and Resource Optimization in Inventory Identification Tool Using ML. (2020). *International Journal of Open Publication and Exploration*, ISSN: 3006-2853, 8(2), 43-50. <https://ijope.com/index.php/home/article/view/127>

[57] Chenchala, P. K., Choppadandi, A., Kaur, J., Nakra, V., & Pandian, P. K. G. (2020). Predictive Maintenance and Resource Optimization in Inventory Identification Tool Using ML. *International Journal of Open Publication and Exploration*, 8(2), 43-50. <https://ijope.com/index.php/home/article/view/127>

[58] Predictive Maintenance and Resource Optimization in Inventory Identification Tool Using ML. (2020). *International Journal of Open Publication and Exploration*, ISSN: 3006-2853, 8(2), 43-50. <https://ijope.com/index.php/home/article/view/127>

[59] Chenchala, P. K., Choppadandi, A., Kaur, J., Nakra, V., & Pandian, P. K. G. (2020). Predictive Maintenance and Resource Optimization in Inventory Identification Tool Using ML. *International Journal of Open Publication and Exploration*, 8(2), 43-50. <https://ijope.com/index.php/home/article/view/127>

[60] Kaur, J., Choppadandi, A., Chenchala, P. K., Nakra, V., & Pandian, P. K. G. (2019). Case Studies on Improving User Interaction and Satisfaction using AI-Enabled Chatbots for Customer Service. *International Journal of Transcontinental Discoveries*, 6(1), 29-34. <https://internationaljournals.org/index.php/ijtd/article/view/98>

[61] Choppadandi, A., Kaur, J., Chenchala, P. K., Kanungo, S., & Pandian, P. K. K. G. (2019). AI-Driven Customer Relationship Management in PK Salon Management System. *International Journal of Open Publication and Exploration*, 7(2), 28-35. <https://ijope.com/index.php/home/article/view/128>.]

[62] Kaur, J., Choppadandi, A., Chenchala, P. K., Nakra, V., & Pandian, P. K. G. (2019). Case Studies on Improving User Interaction and Satisfaction using AI-Enabled Chatbots for Customer Service. *International Journal of Transcontinental Discoveries*, 6(1), 29-34. <https://internationaljournals.org/index.php/ijtd/article/view/98>